

# Gradient Descent

# Review: Gradient Descent

- In step 3, we have to solve the following optimization problem:

$$\theta^* = \arg \min_{\theta} L(\theta) \quad L: \text{loss function} \quad \theta: \text{parameters}$$

Suppose that  $\theta$  has two variables  $\{\theta_1, \theta_2\}$

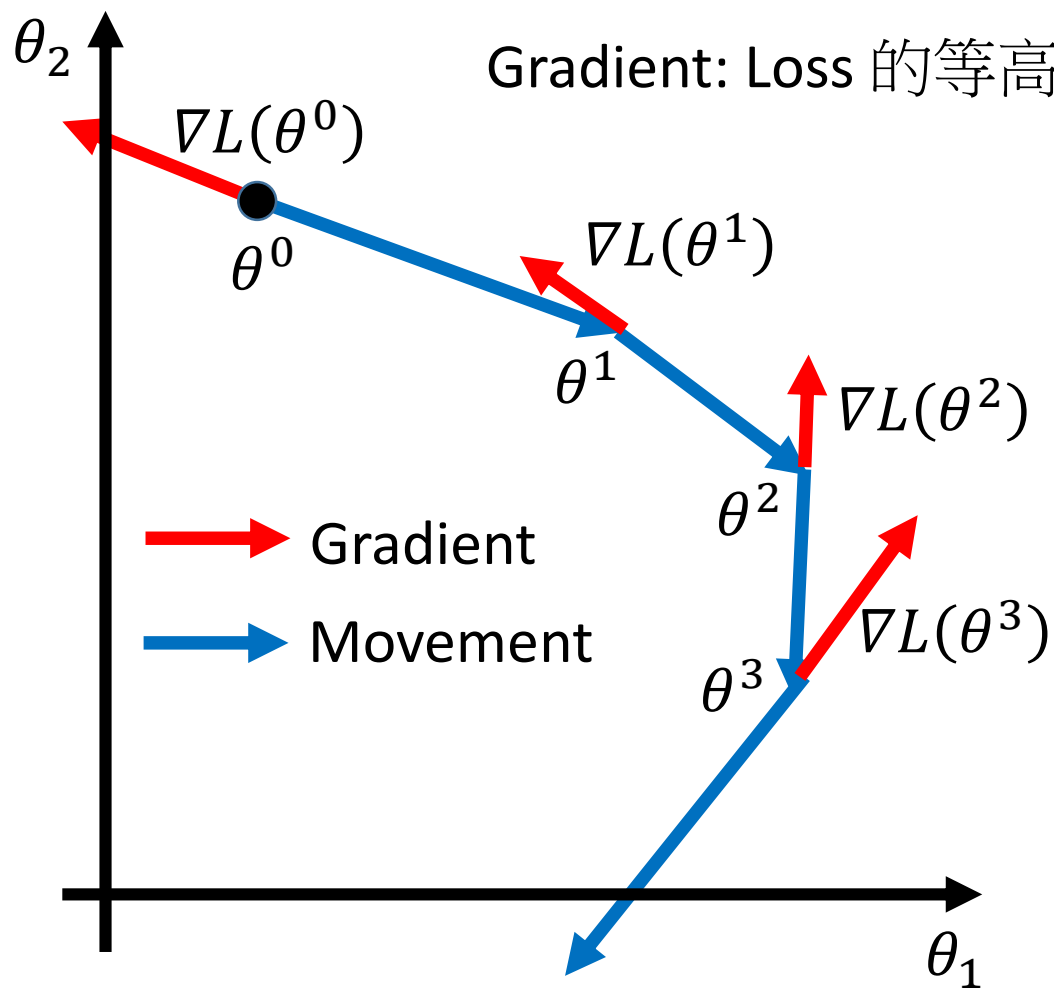
Randomly start at  $\theta^0 = \begin{bmatrix} \theta_1^0 \\ \theta_2^0 \end{bmatrix}$

$$\nabla L(\theta) = \begin{bmatrix} \partial L(\theta_1) / \partial \theta_1 \\ \partial L(\theta_2) / \partial \theta_2 \end{bmatrix}$$

$$\begin{bmatrix} \theta_1^1 \\ \theta_2^1 \end{bmatrix} = \begin{bmatrix} \theta_1^0 \\ \theta_2^0 \end{bmatrix} - \eta \begin{bmatrix} \partial L(\theta^0) / \partial \theta_1 \\ \partial L(\theta^0) / \partial \theta_2 \end{bmatrix} \quad \Rightarrow \quad \theta^1 = \theta^0 - \eta \nabla L(\theta^0)$$

$$\begin{bmatrix} \theta_1^2 \\ \theta_2^2 \end{bmatrix} = \begin{bmatrix} \theta_1^1 \\ \theta_2^1 \end{bmatrix} - \eta \begin{bmatrix} \partial L(\theta^1) / \partial \theta_1 \\ \partial L(\theta^1) / \partial \theta_2 \end{bmatrix} \quad \Rightarrow \quad \theta^2 = \theta^1 - \eta \nabla L(\theta^1)$$

# Review: Gradient Descent



# Gradient Descent

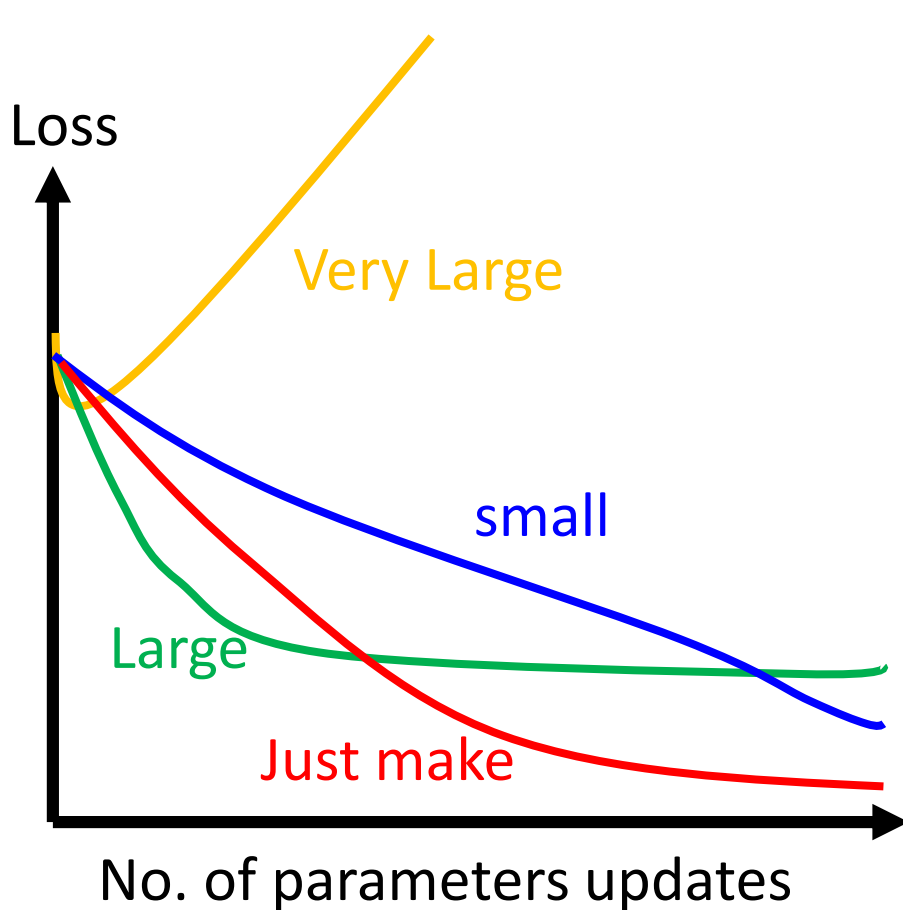
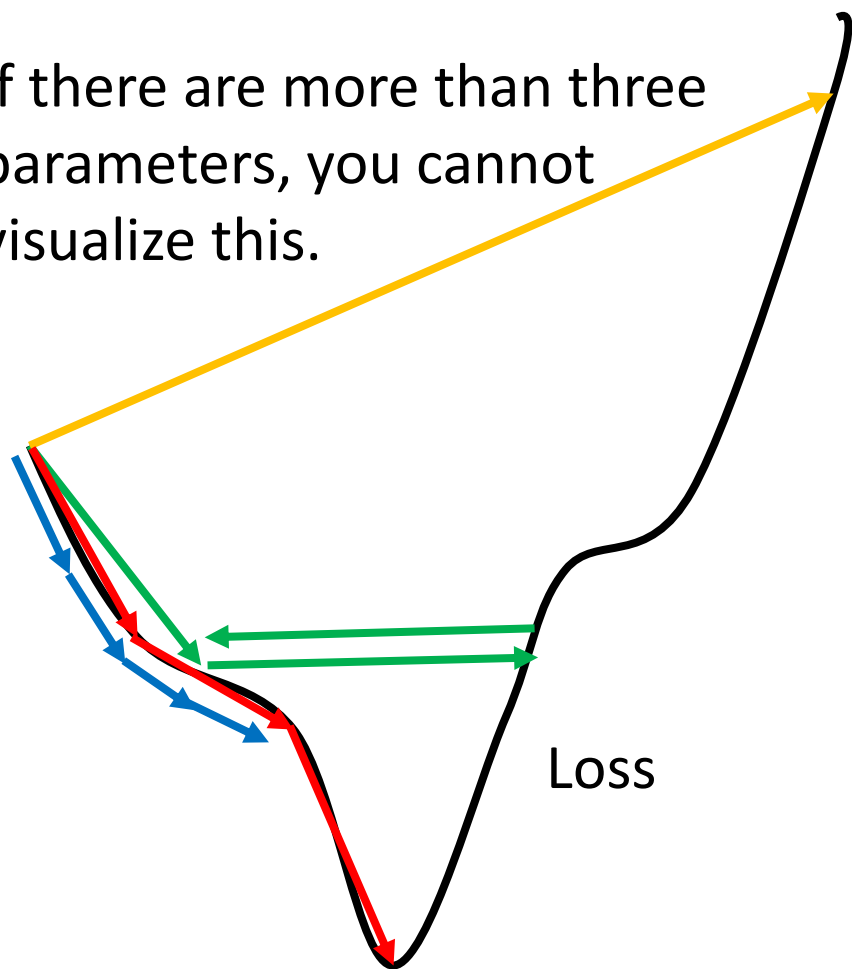
Tip 1: Tuning your  
learning rates

# Learning Rate

$$\theta^i = \theta^{i-1} - \eta \nabla L(\theta^{i-1})$$

Set the learning rate  $\eta$  carefully

If there are more than three parameters, you cannot visualize this.



But you can always visualize this.

# Adaptive Learning Rates

- Popular & Simple Idea: Reduce the learning rate by some factor every few epochs.
  - At the beginning, we are far from the destination, so we use larger learning rate
  - After several epochs, we are close to the destination, so we reduce the learning rate
  - E.g. 1/t decay:  $\eta^t = \eta / \sqrt{t + 1}$
- Learning rate cannot be one-size-fits-all
  - Giving different parameters different learning rates

# Adagrad

$$\eta^t = \frac{\eta}{\sqrt{t+1}} \quad g^t = \frac{\partial L(\theta^t)}{\partial w}$$

- Divide the learning rate of each parameter by the ***root mean square of its previous derivatives***

## Vanilla Gradient descent

$$w^{t+1} \leftarrow w^t - \eta^t g^t$$

w is one parameters

## Adagrad

$$w^{t+1} \leftarrow w^t - \frac{\eta^t}{\sigma^t} g^t$$

$\sigma^t$ : ***root mean square*** of the previous derivatives of parameter w

Parameter dependent

# Adagrad

$\sigma^t$ : *root mean square* of the previous derivatives of parameter  $w$

$$w^1 \leftarrow w^0 - \frac{\eta^0}{\sigma^0} g^0$$

$$w^2 \leftarrow w^1 - \frac{\eta^1}{\sigma^1} g^1$$

$$w^3 \leftarrow w^2 - \frac{\eta^2}{\sigma^2} g^2$$

⋮

$$w^{t+1} \leftarrow w^t - \frac{\eta^t}{\sigma^t} g^t$$

$$\sigma^0 = \sqrt{(g^0)^2}$$

$$\sigma^1 = \sqrt{\frac{1}{2} [(g^0)^2 + (g^1)^2]}$$

$$\sigma^2 = \sqrt{\frac{1}{3} [(g^0)^2 + (g^1)^2 + (g^2)^2]}$$

$$\sigma^t = \sqrt{\frac{1}{t+1} \sum_{i=0}^t (g^i)^2}$$



# Adagrad

- Divide the learning rate of each parameter by the **root mean square of its previous derivatives**

The diagram illustrates the Adagrad update rule. It shows the transition from a general update rule to a simplified one. A large blue arrow points downwards from the general rule to the simplified rule.

The general update rule is shown as:

$$w^{t+1} \leftarrow w^t - \frac{\eta^t}{\sigma^t} g^t$$

Annotations for this rule:

- An orange box highlights  $\eta^t$ , with a red arrow pointing to the equation  $\eta^t = \frac{\eta}{\sqrt{t+1}}$  and the text "1/t decay".
- A blue box highlights  $\sigma^t$ , with a blue arrow pointing to the equation  $\sigma^t = \sqrt{\frac{1}{t+1} \sum_{i=0}^t (g^i)^2}$ .

The simplified update rule is shown as:

$$w^{t+1} \leftarrow w^t - \frac{\eta}{\sqrt{\sum_{i=0}^t (g^i)^2}} g^t$$

Contradiction?  $\eta^t = \frac{\eta}{\sqrt{t+1}}$   $g^t = \frac{\partial L(\theta^t)}{\partial w}$

### Vanilla Gradient descent

$$w^{t+1} \leftarrow w^t - \eta^t \underline{g^t}$$

Larger gradient,  
larger step

### Adagrad

$$w^{t+1} \leftarrow w^t - \frac{\eta}{\sqrt{\sum_{i=0}^t (g^i)^2}} \underline{g^t}$$

Larger gradient,  
larger step

Larger gradient,  
smaller step

# Intuitive Reason

$$\eta^t = \frac{\eta}{\sqrt{t+1}} \quad g^t = \frac{\partial L(\theta^t)}{\partial w}$$

- How surprise it is 反差

$g^0$	$g^1$	$g^2$	$g^3$	$g^4$	.....
0.001	0.001	0.003	0.002	0.1	.....
$g^0$	$g^1$	$g^2$	$g^3$	$g^4$	.....
10.8	20.9	31.7	12.1	0.1	.....

特别大

特别小

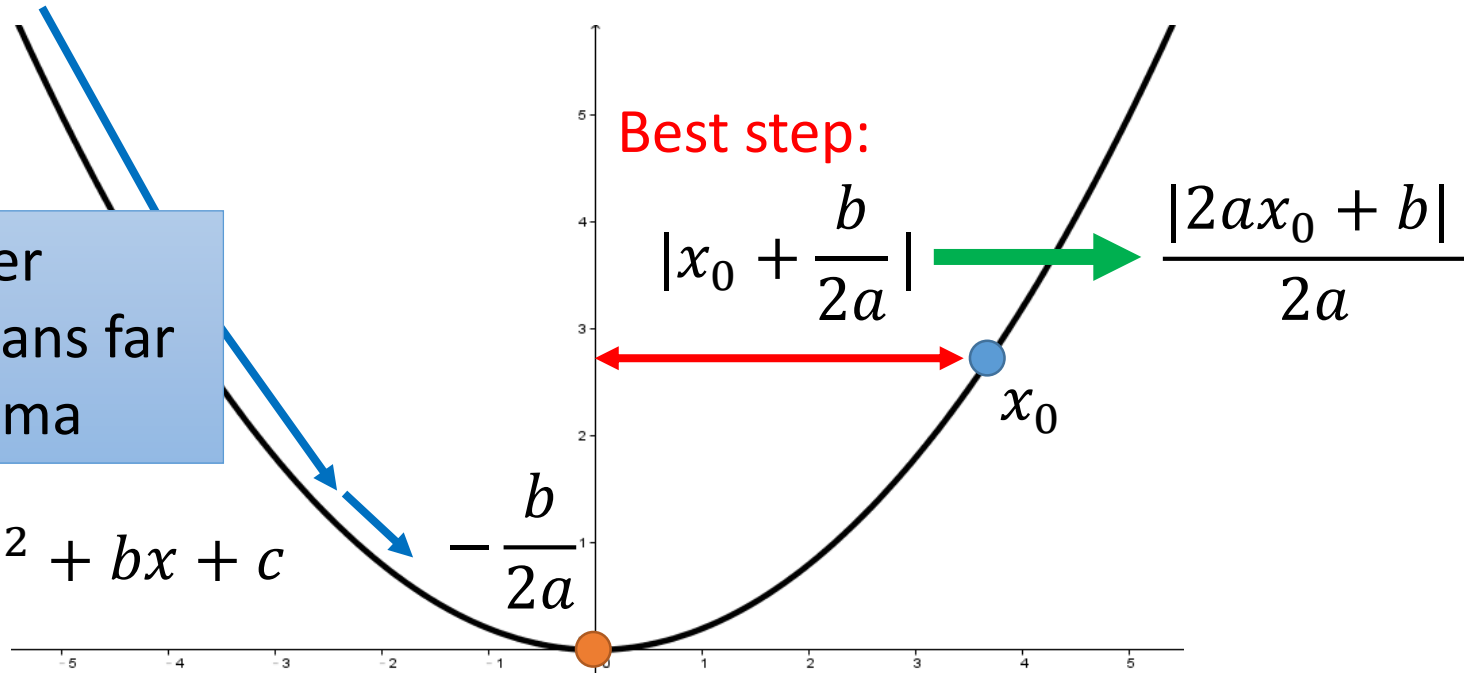
$$w^{t+1} \leftarrow w^t - \frac{\eta}{\sqrt{\sum_{i=0}^t (g^i)^2}} g^t$$

造成反差的效果

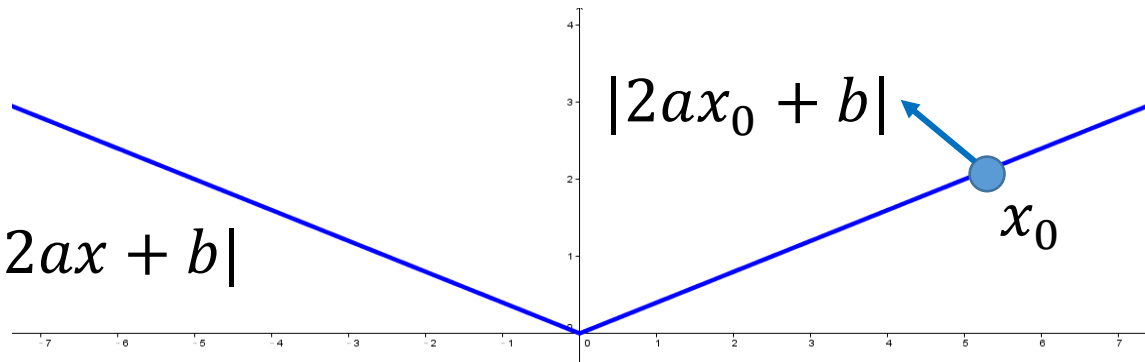
# Larger gradient, larger steps?

Larger 1<sup>st</sup> order derivative means far from the minima

$$y = ax^2 + bx + c$$



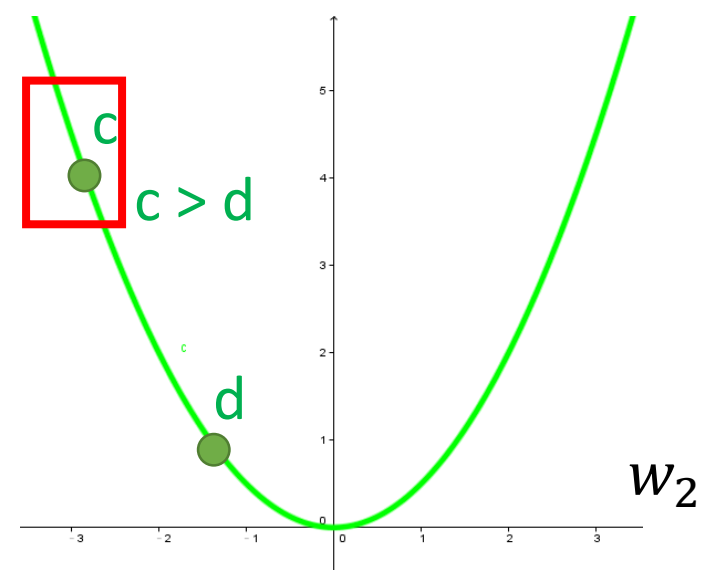
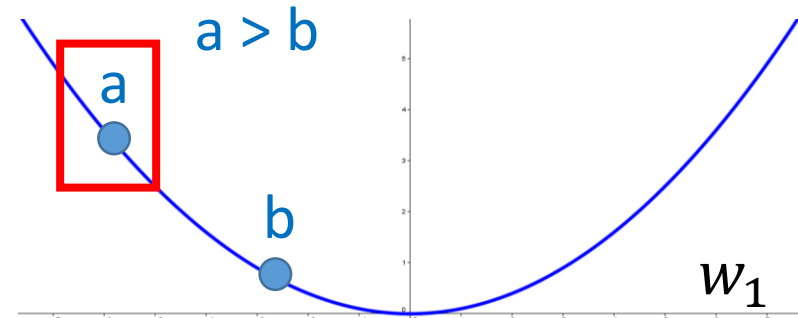
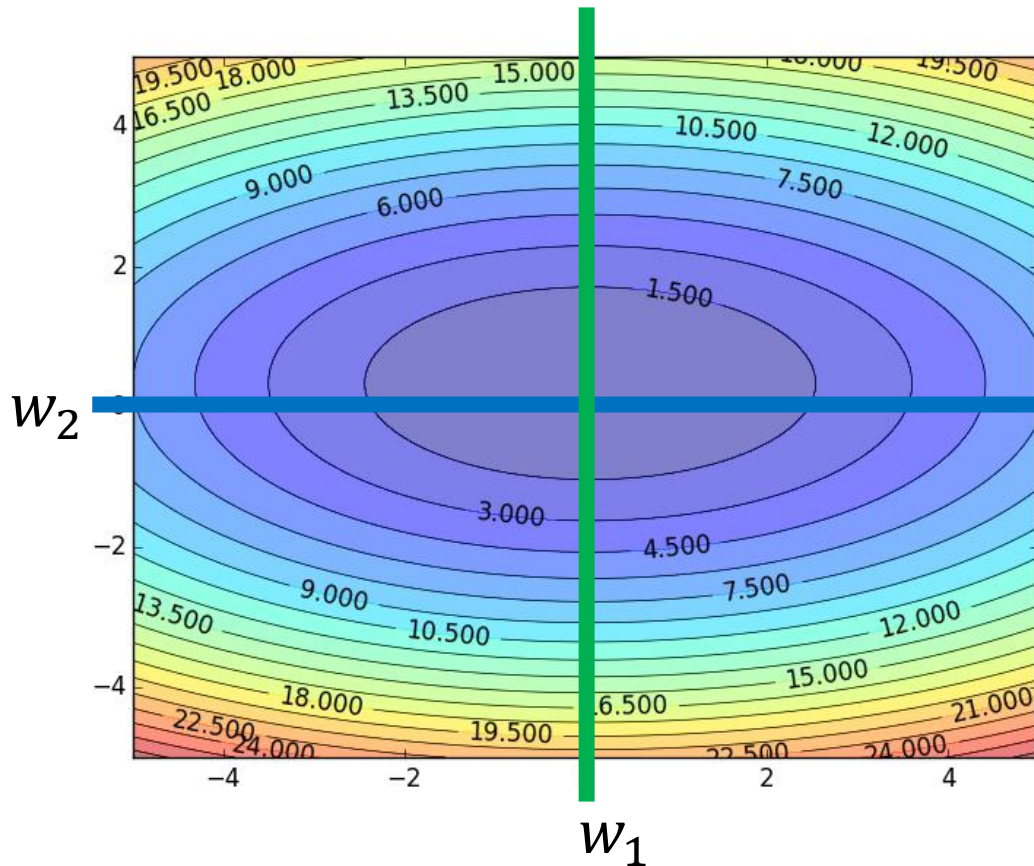
$$\left| \frac{\partial y}{\partial x} \right| = |2ax + b|$$



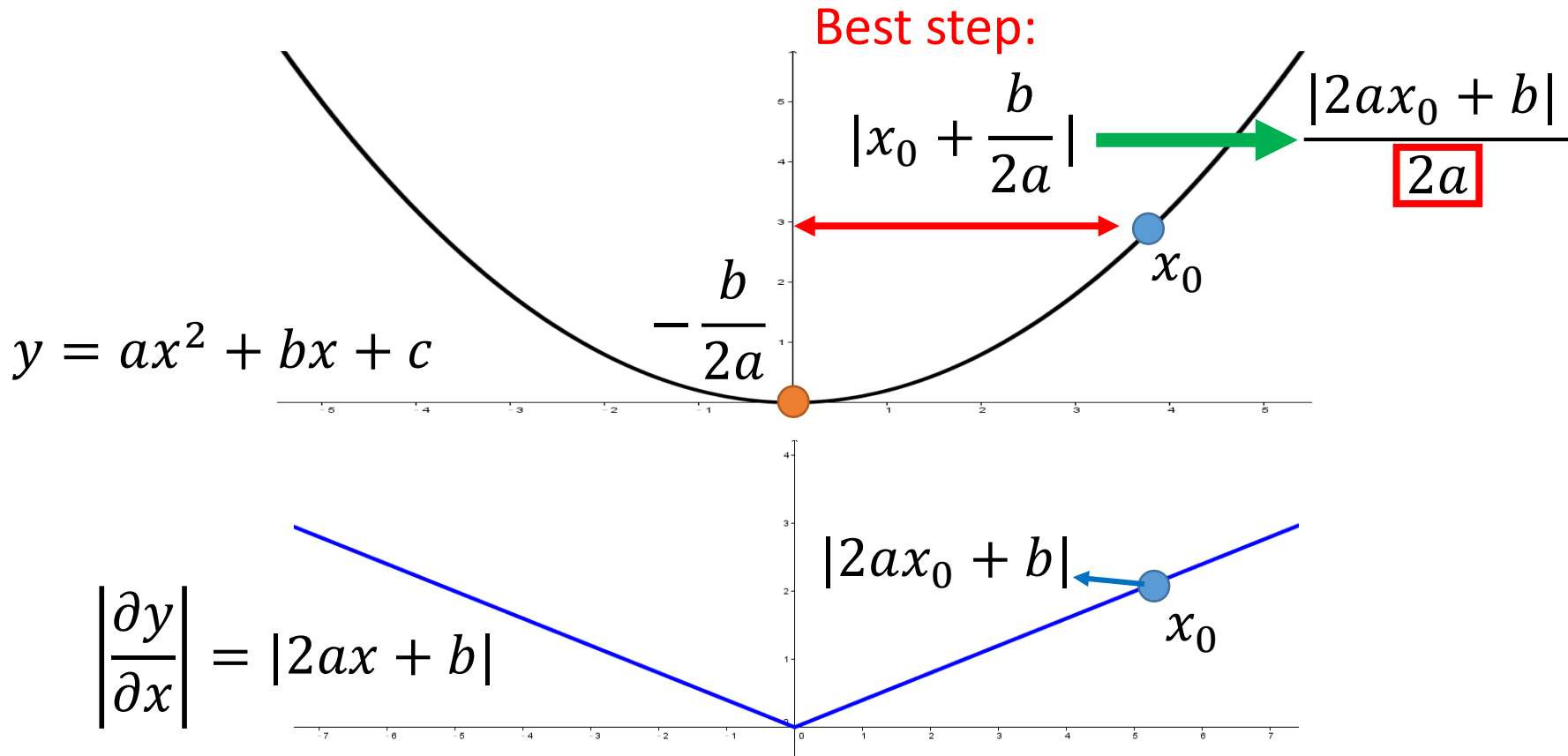
# Comparison between different parameters

Larger 1<sup>st</sup> order derivative means far from the minima

Do not cross parameters



# Second Derivative



$$\frac{\partial^2 y}{\partial x^2} = 2a$$

The best step is

|First derivative|  
Second derivative

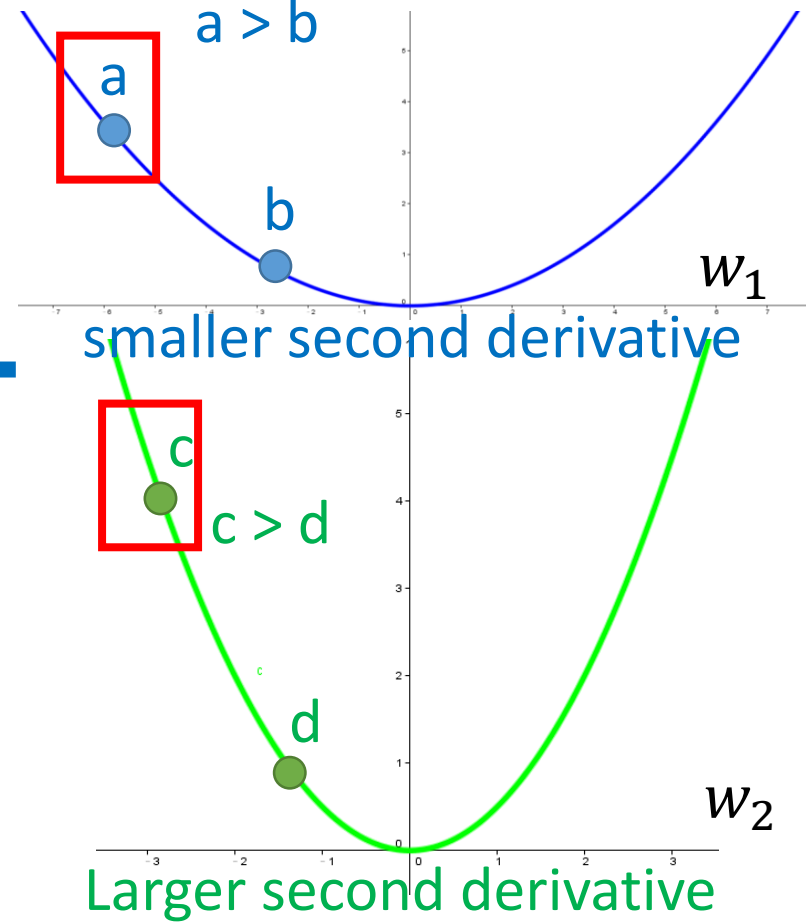
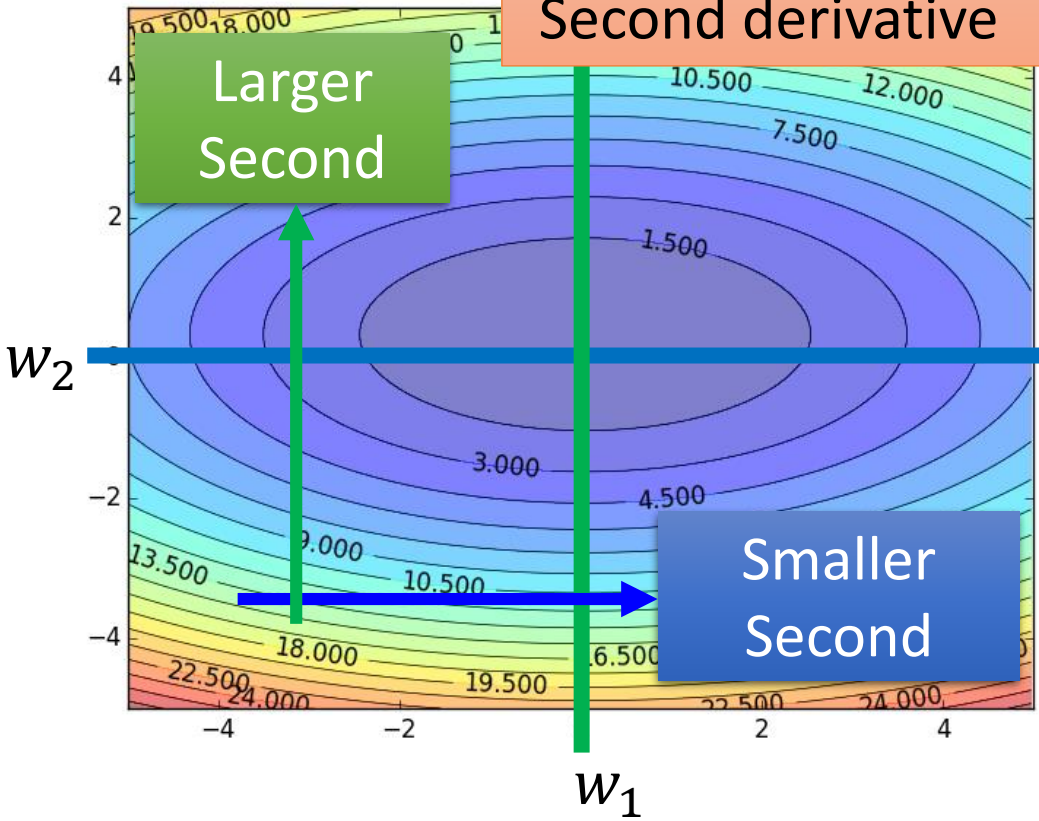
# Comparison between different parameters

~~Larger 1<sup>st</sup> order derivative means far from the minima~~

Do not cross parameters

The best step is

$$\frac{|\text{First derivative}|}{\text{Second derivative}}$$



$$w^{t+1} \leftarrow w^t - \frac{\eta}{\sqrt{\sum_{i=0}^t (g^i)^2}} g^t$$

The best step is

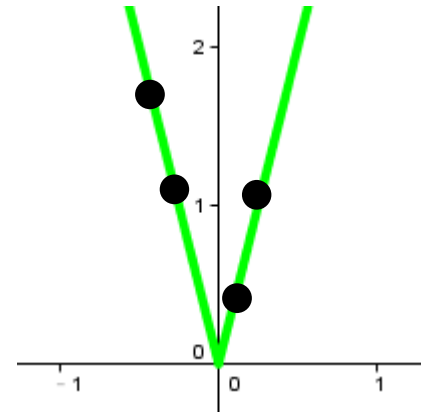
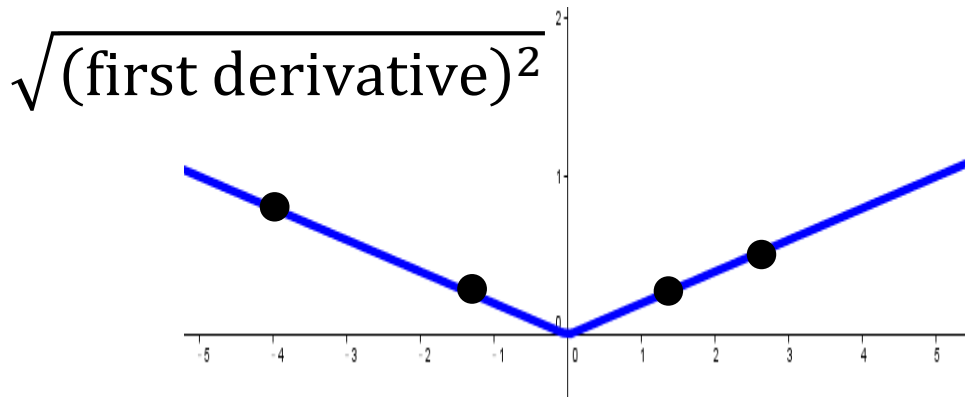
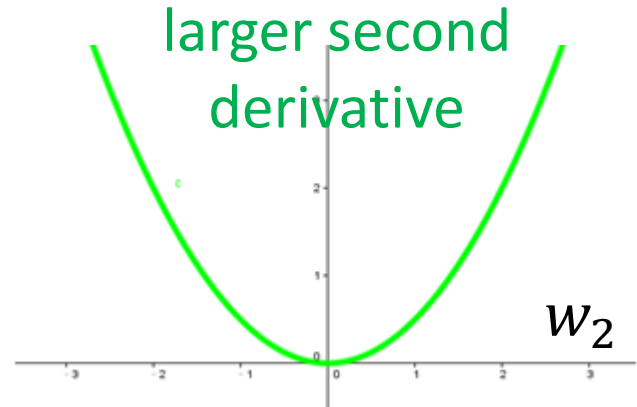
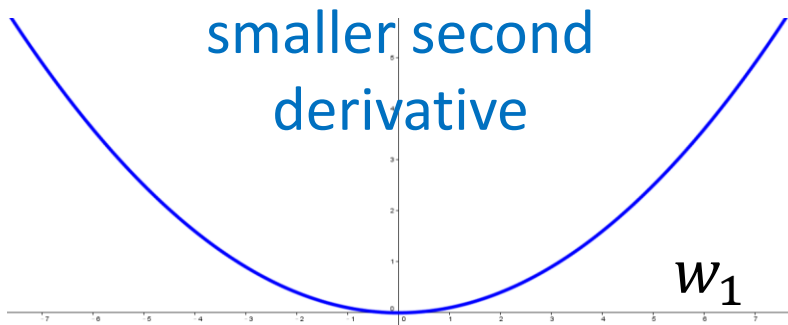
| First derivative |

---

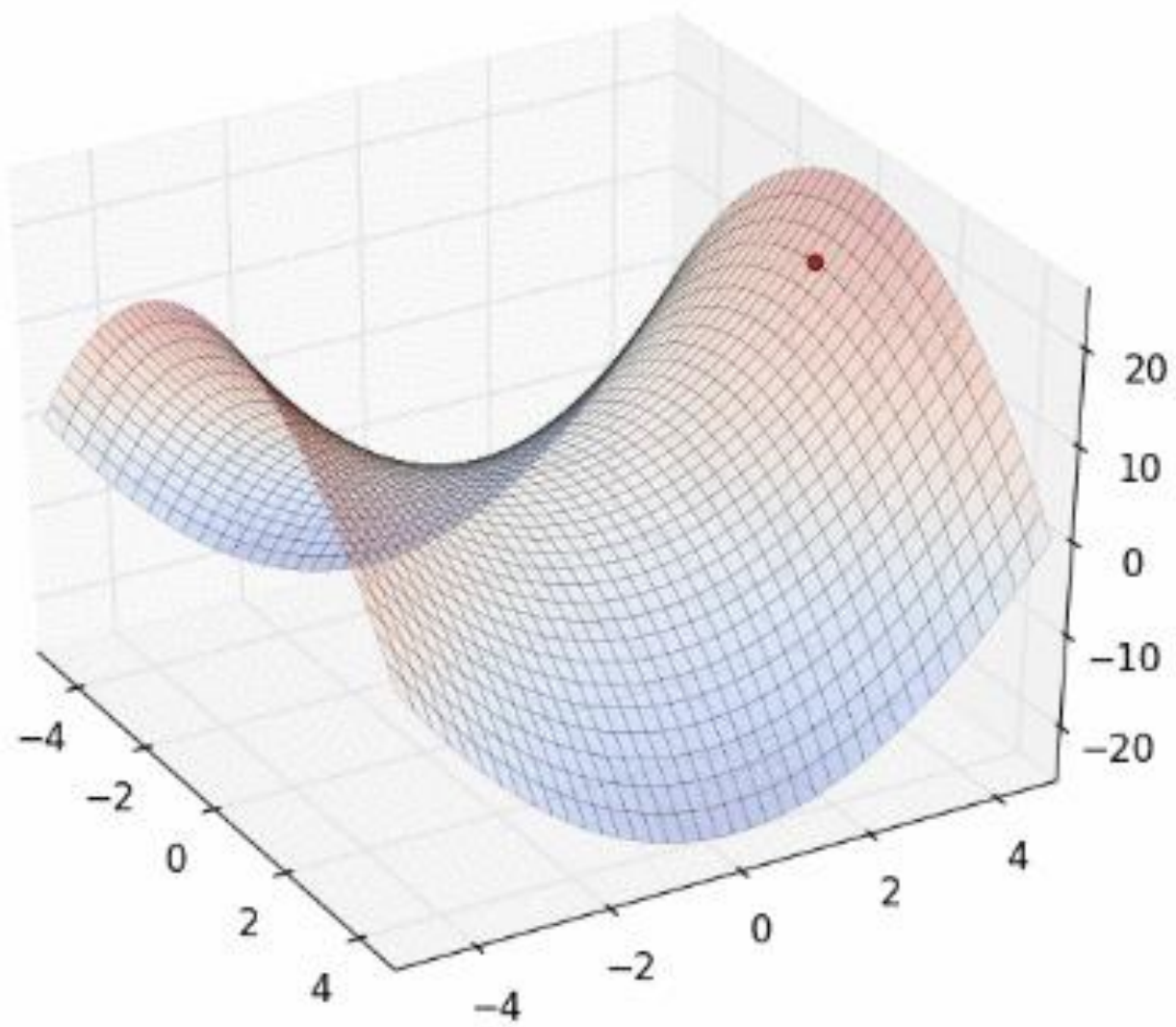
Second derivative

?

Use *first derivative* to estimate *second derivative*







# Gradient Descent

## Tip 2: Stochastic Gradient Descent

Make the training faster

# Stochastic Gradient Descent

$$L = \sum_n \left( \hat{y}^n - \left( b + \sum w_i x_i^n \right) \right)^2$$

Loss is the summation over all training examples

◆ Gradient Descent  $\theta^i = \theta^{i-1} - \eta \nabla L(\theta^{i-1})$

◆ Stochastic Gradient Descent

Faster!

Pick an example  $x^n$

$$L^n = \left( \hat{y}^n - \left( b + \sum w_i x_i^n \right) \right)^2$$

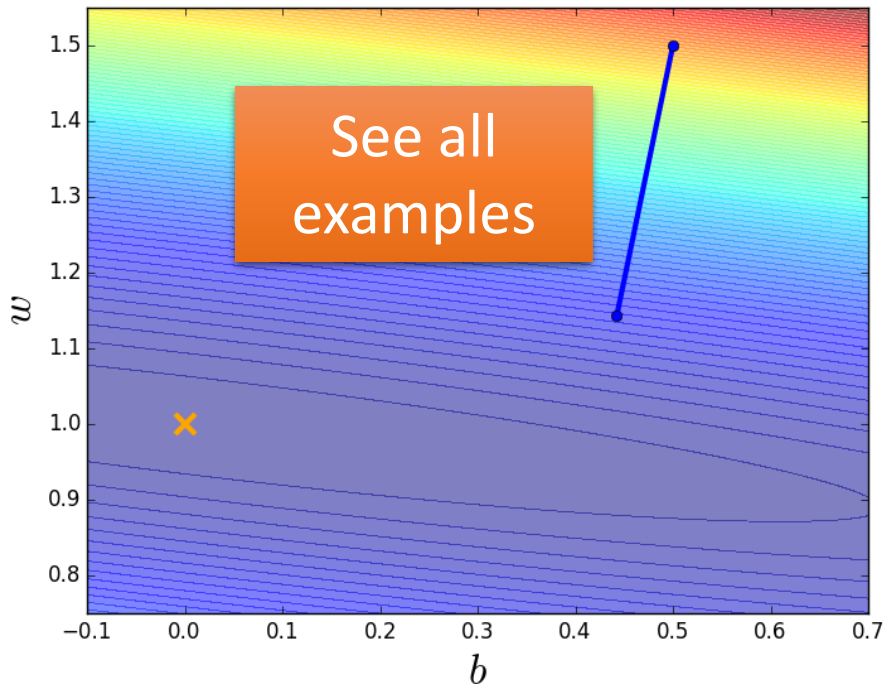
$$\theta^i = \theta^{i-1} - \eta \nabla L^n(\theta^{i-1})$$

Loss for only one example

# Stochastic Gradient Descent

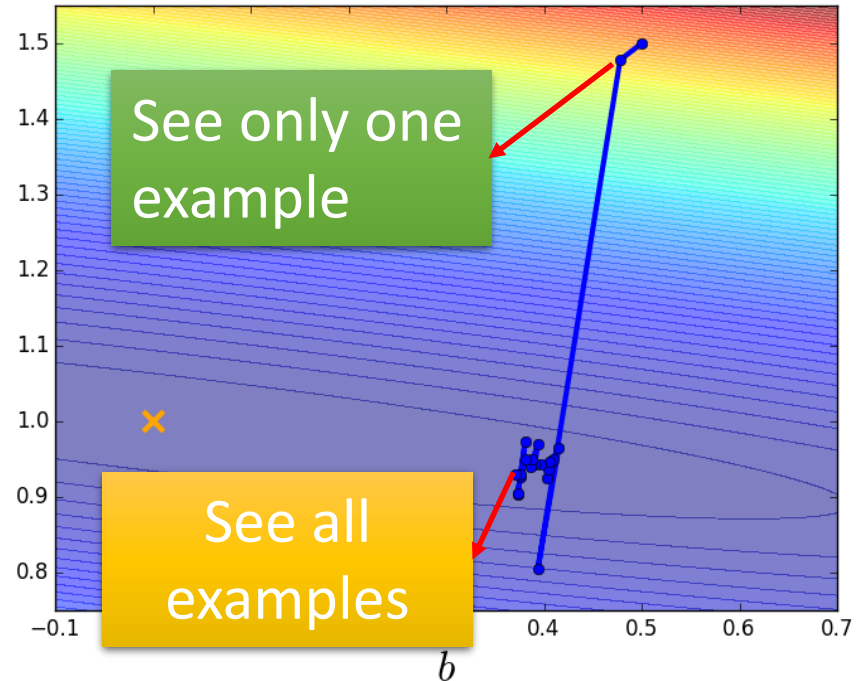
## Gradient Descent

Update after seeing all examples



## Stochastic Gradient Descent

Update for each example  
If there are 20 examples,  
20 times faster.



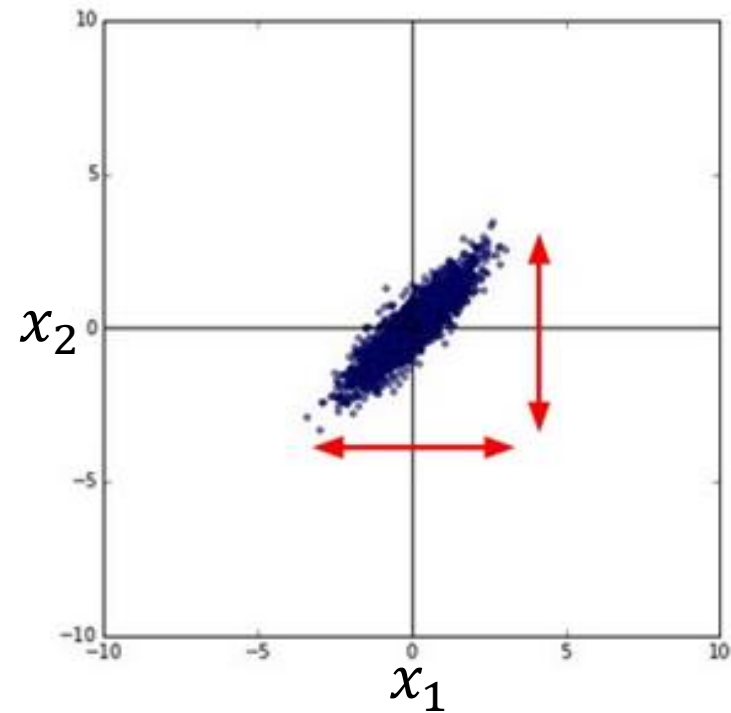

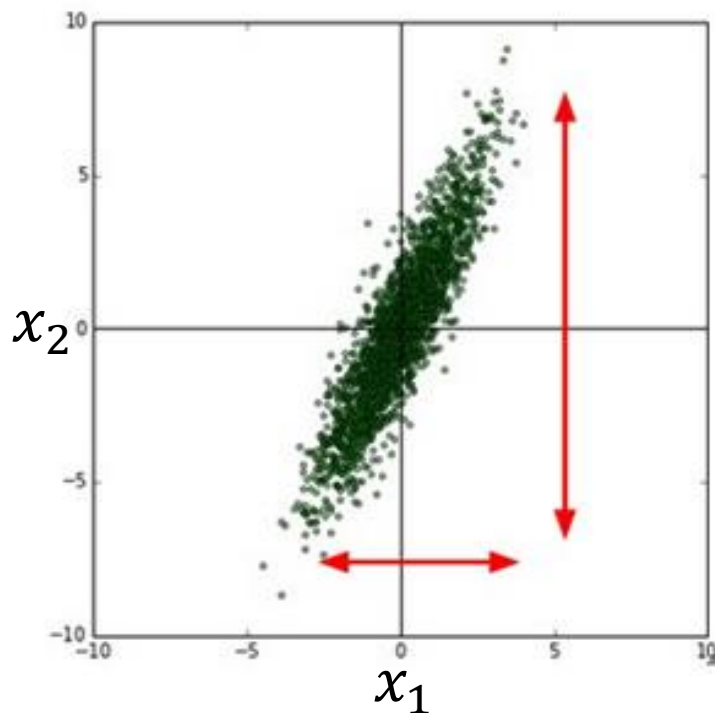
# Gradient Descent

Tip 3: Feature Scaling

# Feature Scaling

Source of figure:  
<http://cs231n.github.io/neural-networks-2/>

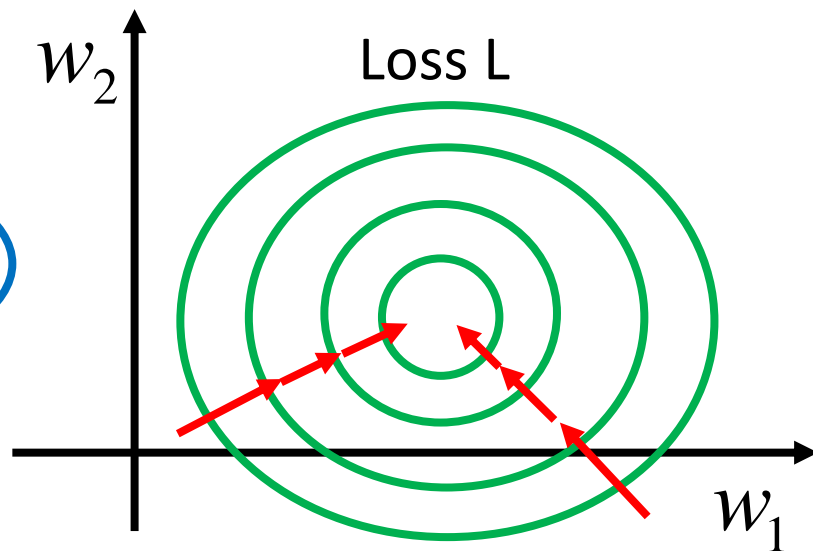
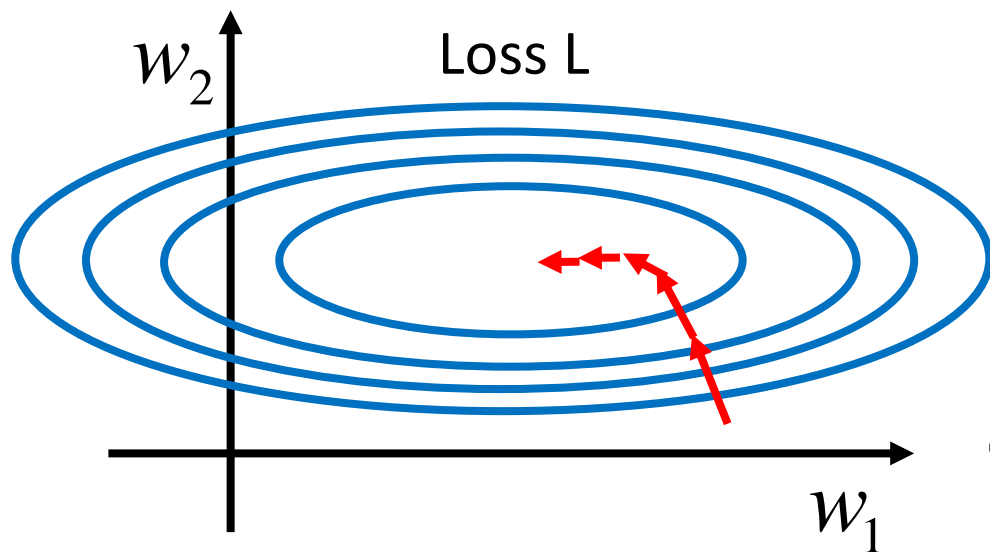
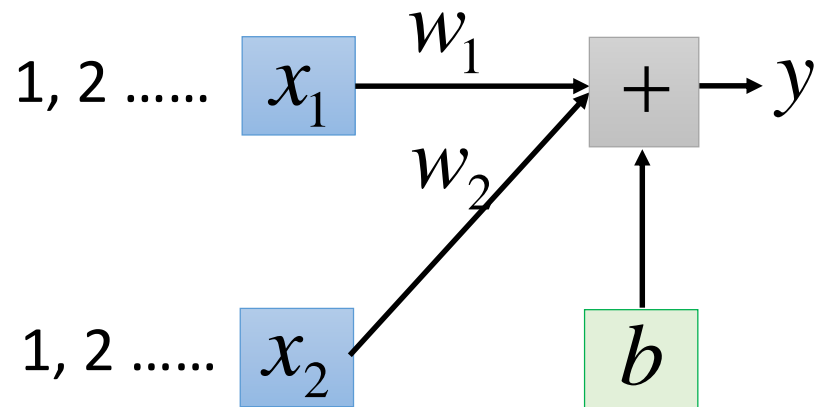
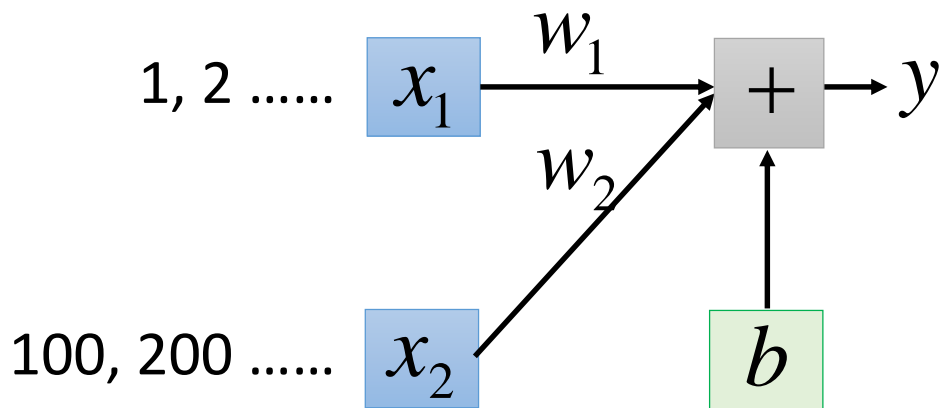
$$y = b + w_1x_1 + w_2x_2$$



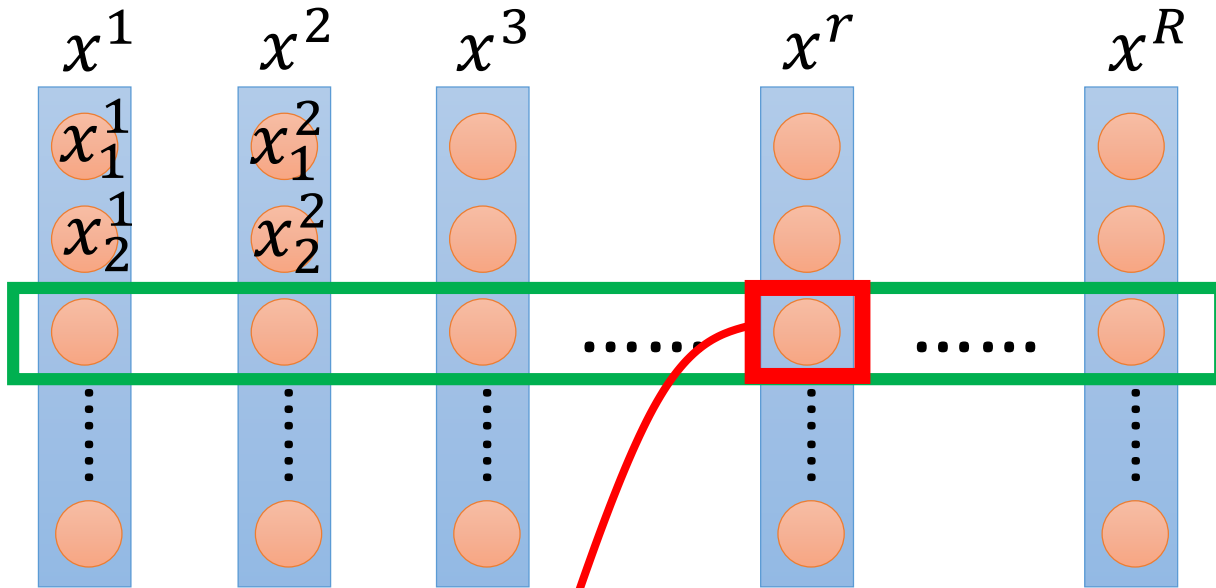
Make different features have the same scaling

# Feature Scaling

$$y = b + w_1x_1 + w_2x_2$$



# Feature Scaling



For each dimension  $i$ :

mean:  $m_i$

standard

deviation:  $\sigma_i$

$$x_i^r \leftarrow \frac{x_i^r - m_i}{\sigma_i}$$

The means of all dimensions are 0, and the variances are all 1



# Gradient Descent Theory

# Question

- When solving:

$$\theta^* = \arg \min_{\theta} L(\theta) \quad \text{by gradient descent}$$

- Each time we update the parameters, we obtain  $\theta$  that makes  $L(\theta)$  smaller.

$$L(\theta^0) > L(\theta^1) > L(\theta^2) > \dots$$

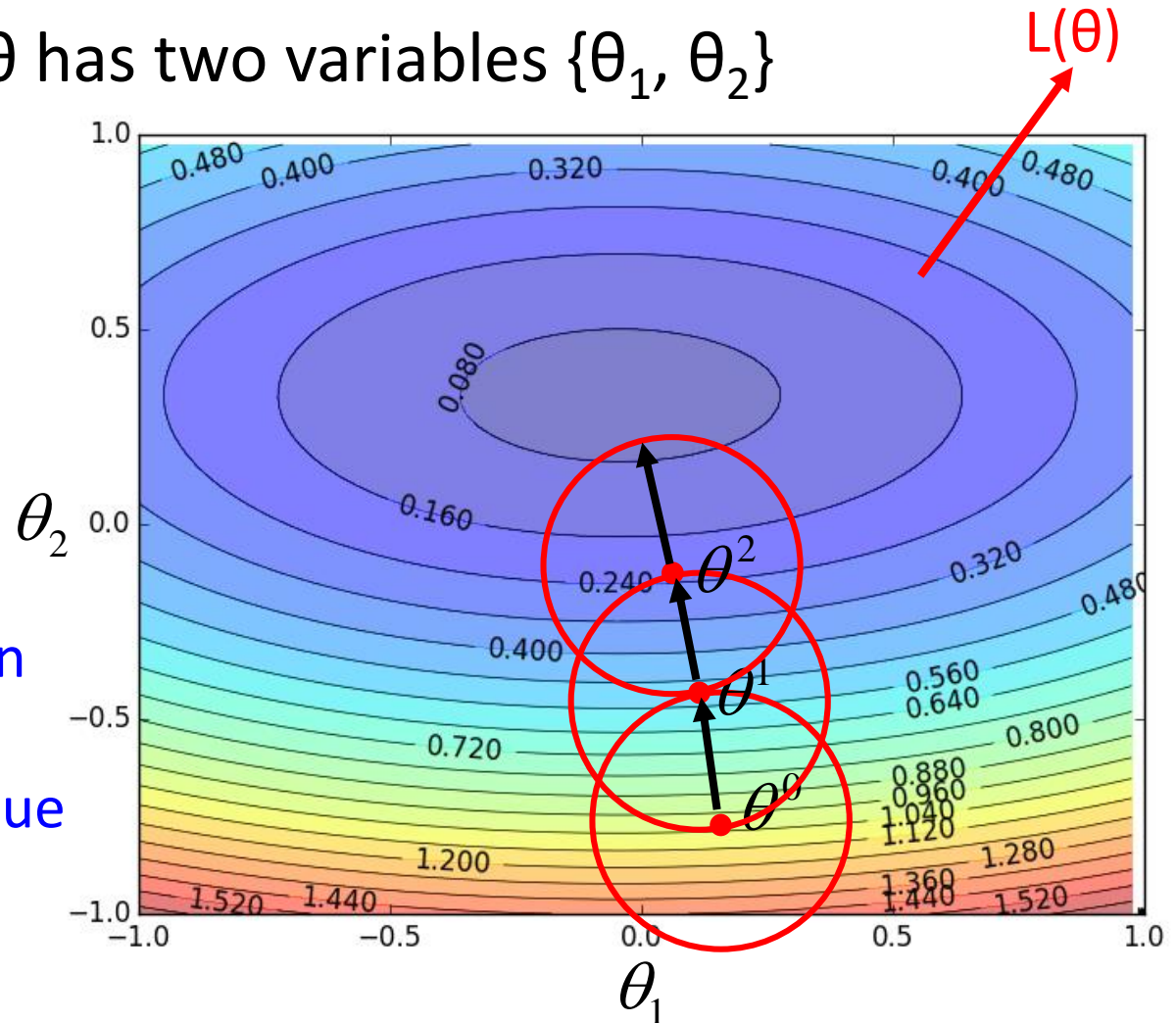
Is this statement correct?

Warning of Math

# Formal Derivation

- Suppose that  $\theta$  has two variables  $\{\theta_1, \theta_2\}$


Given a point, we can easily find the point with the smallest value nearby. **How?**



# Taylor Series

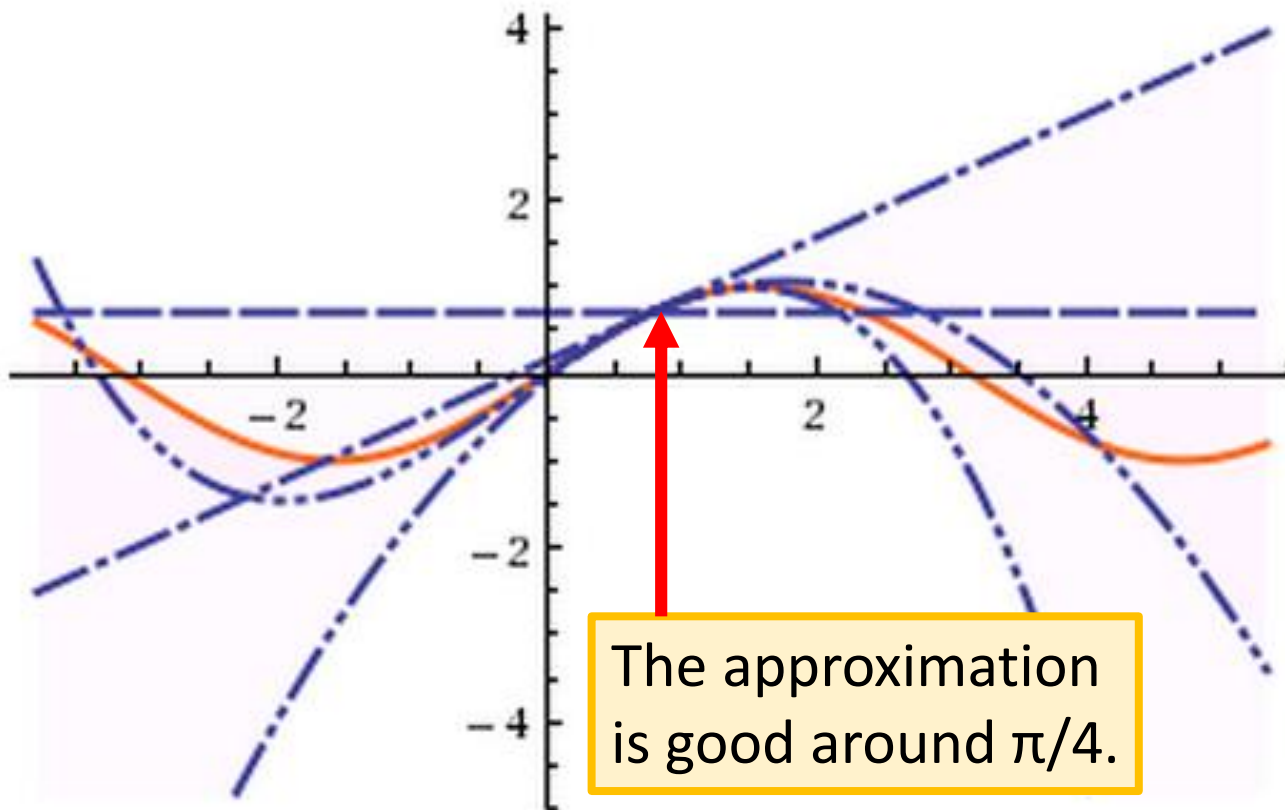
- **Taylor series:** Let  $h(x)$  be any function infinitely differentiable around  $x = x_0$ .

$$\begin{aligned}h(x) &= \sum_{k=0}^{\infty} \frac{h^{(k)}(x_0)}{k!} (x - x_0)^k \\ &= h(x_0) + h'(x_0)(x - x_0) + \frac{h''(x_0)}{2!} (x - x_0)^2 + \dots\end{aligned}$$

When  $x$  is close to  $x_0$    $h(x) \approx h(x_0) + h'(x_0)(x - x_0)$

E.g. Taylor series for  $h(x)=\sin(x)$  around  $x_0=\pi/4$

$$\sin(x) = \frac{1}{\sqrt{2}} + \frac{x - \frac{\pi}{4}}{\sqrt{2}} - \frac{(x - \frac{\pi}{4})^2}{2\sqrt{2}} - \frac{(x - \frac{\pi}{4})^3}{6\sqrt{2}} + \frac{(x - \frac{\pi}{4})^4}{24\sqrt{2}} + \frac{(x - \frac{\pi}{4})^5}{120\sqrt{2}} - \frac{(x - \frac{\pi}{4})^6}{720\sqrt{2}} - \frac{(x - \frac{\pi}{4})^7}{5040\sqrt{2}} + \frac{(x - \frac{\pi}{4})^8}{40320\sqrt{2}} + \frac{(x - \frac{\pi}{4})^9}{362880\sqrt{2}} - \frac{(x - \frac{\pi}{4})^{10}}{3628800\sqrt{2}} + \dots$$



# Multivariable Taylor Series

$$h(x, y) = h(x_0, y_0) + \frac{\partial h(x_0, y_0)}{\partial x} (x - x_0) + \frac{\partial h(x_0, y_0)}{\partial y} (y - y_0) \\ + \text{something related to } (x-x_0)^2 \text{ and } (y-y_0)^2 + \dots$$

When  $x$  and  $y$  is close to  $x_0$  and  $y_0$



$$h(x, y) \approx h(x_0, y_0) + \frac{\partial h(x_0, y_0)}{\partial x} (x - x_0) + \frac{\partial h(x_0, y_0)}{\partial y} (y - y_0)$$

# Back to Formal Derivation

Based on Taylor Series:

If the red circle is small enough, in the red circle

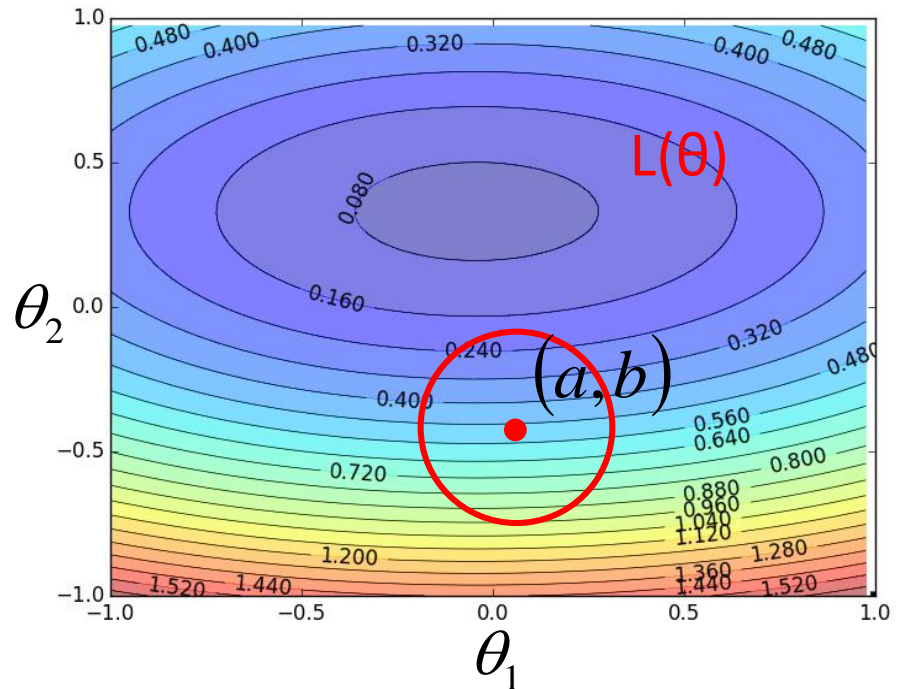
$$L(\theta) \approx L(a, b) + \frac{\partial L(a, b)}{\partial \theta_1} (\theta_1 - a) + \frac{\partial L(a, b)}{\partial \theta_2} (\theta_2 - b)$$

$$s = L(a, b)$$

$$u = \frac{\partial L(a, b)}{\partial \theta_1}, v = \frac{\partial L(a, b)}{\partial \theta_2}$$

$$L(\theta)$$

$$\approx s + u(\theta_1 - a) + v(\theta_2 - b)$$





# Back to Formal Derivation

Based on Taylor Series:

If the red circle is small enough, in the red circle

$$L(\theta) \approx s + u(\theta_1 - a) + v(\theta_2 - b)$$

Find  $\theta_1$  and  $\theta_2$  in the red circle  
*minimizing*  $L(\theta)$

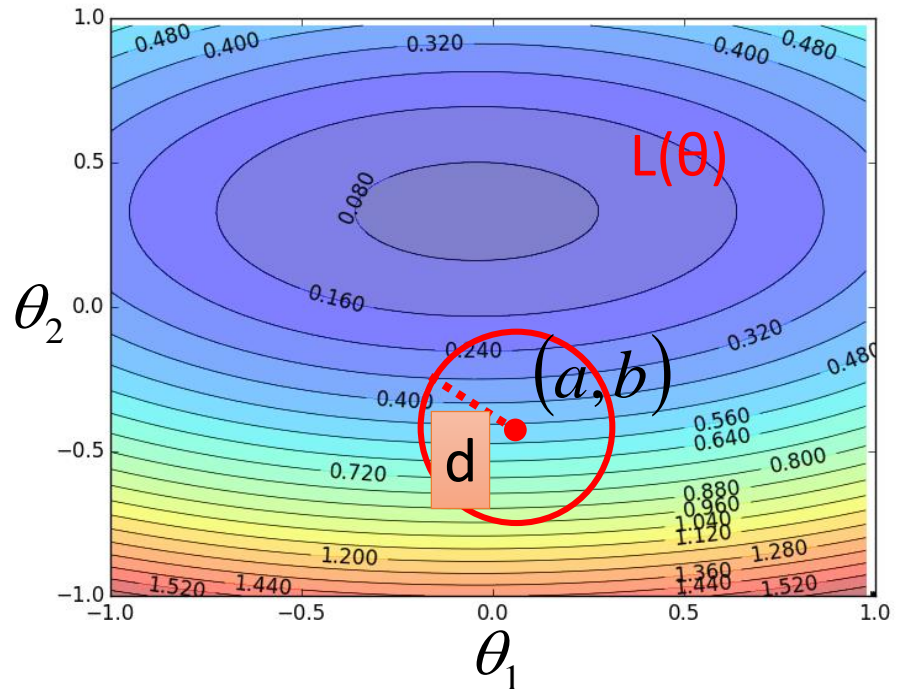
$$(\theta_1 - a)^2 + (\theta_2 - b)^2 \leq d^2$$

Simple, right?

constant

$$s = L(a, b)$$

$$u = \frac{\partial L(a, b)}{\partial \theta_1}, v = \frac{\partial L(a, b)}{\partial \theta_2}$$



# Gradient descent – two variables

Red Circle: (If the radius is small)

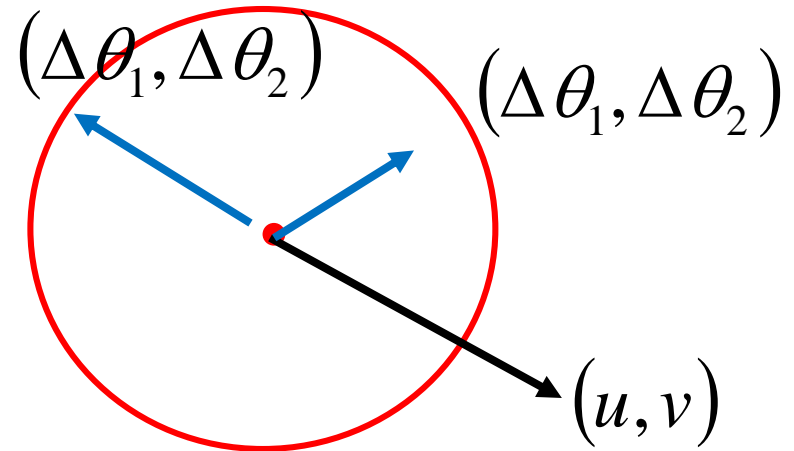
$$L(\theta) \approx \cancel{s} + u \frac{(\theta_1 - a)}{\Delta \theta_1} + v \frac{(\theta_2 - b)}{\Delta \theta_2}$$

Find  $\theta_1$  and  $\theta_2$  in the red circle  
**minimizing**  $L(\theta)$

$$\frac{(\theta_1 - a)^2}{\Delta \theta_1^2} + \frac{(\theta_2 - b)^2}{\Delta \theta_2^2} \leq d^2$$

To minimize  $L(\theta)$

$$\begin{bmatrix} \Delta \theta_1 \\ \Delta \theta_2 \end{bmatrix} = -\eta \begin{bmatrix} u \\ v \end{bmatrix} \quad \Rightarrow \quad \begin{bmatrix} \theta_1 \\ \theta_2 \end{bmatrix} = \begin{bmatrix} a \\ b \end{bmatrix} - \eta \begin{bmatrix} u \\ v \end{bmatrix}$$



# Back to Formal Derivation

Based on Taylor Series:

If the red circle is small enough, in the red circle

constant

$$L(\theta) \approx s + u(\theta_1 - a) + v(\theta_2 - b)$$

$$u = \frac{\partial L(a, b)}{\partial \theta_1}, v = \frac{\partial L(a, b)}{\partial \theta_2}$$

$$s = L(a, b)$$

Find  $\theta_1$  and  $\theta_2$  yielding the smallest value of  $L(\theta)$  in the circle

$$\begin{bmatrix} \theta_1 \\ \theta_2 \end{bmatrix} = \begin{bmatrix} a \\ b \end{bmatrix} - \eta \begin{bmatrix} u \\ v \end{bmatrix} = \begin{bmatrix} a \\ b \end{bmatrix} - \eta \begin{bmatrix} \frac{\partial L(a, b)}{\partial \theta_1} \\ \frac{\partial L(a, b)}{\partial \theta_2} \end{bmatrix}$$

This is gradient descent.

Not satisfied if the red circle (learning rate) is not small enough

You can consider the second order term, e.g. Newton's method.

End of Warning

# More Limitation of Gradient Descent

